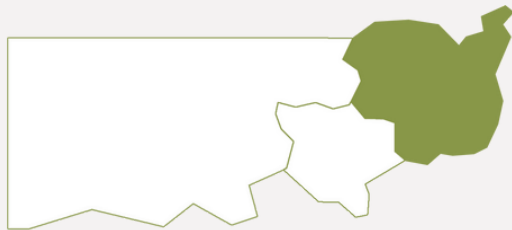


TRAVELLERS' PULSE

ACCOMMODATION & FUTURE OCCUPANCY

NEW ENGLAND NORTH WEST 2024



localis™

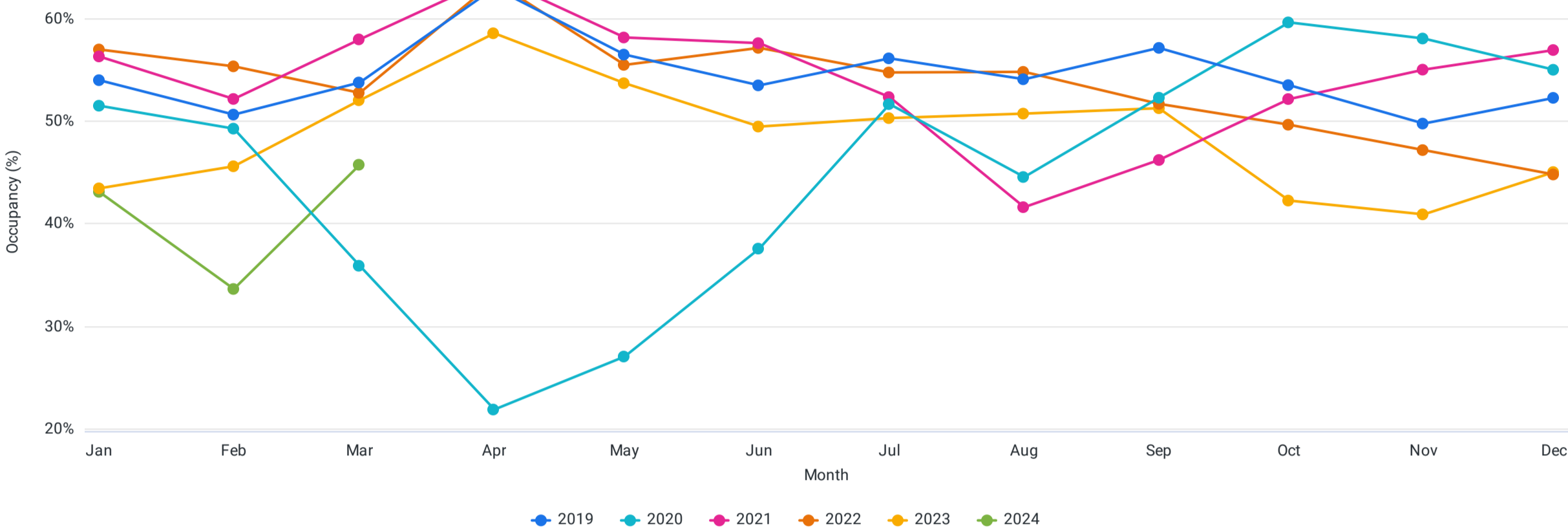




Accommodation Monthly Report

This report visualises the four top line metrics for accommodation, which have been collected through major OTA booking platforms and allows you to compare how metrics are performing month on month and year on year. The data in this report is up to date with the most recent completed month.

YoY Occupancy by Month



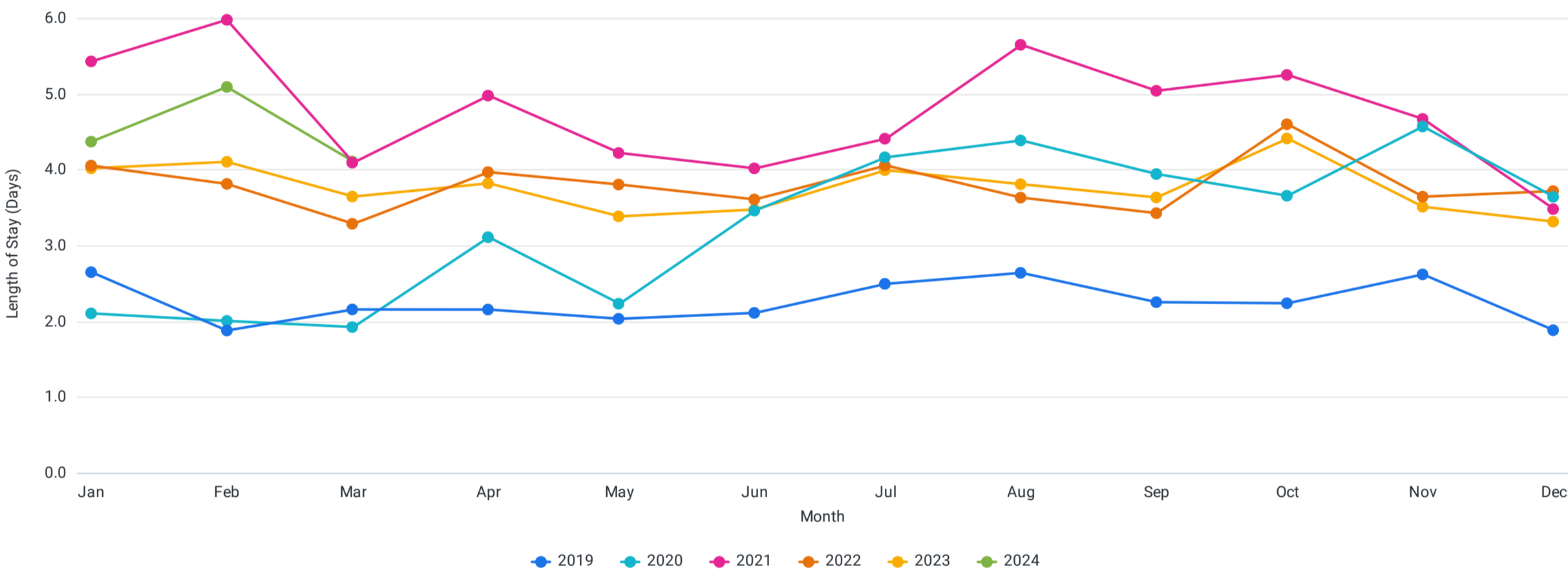
12%

Average Occ. Feb 2024 vs March 2024

-6%

Average Occ. Mar 2023 vs Mar 2024

YoY Average Length of Stay by Month



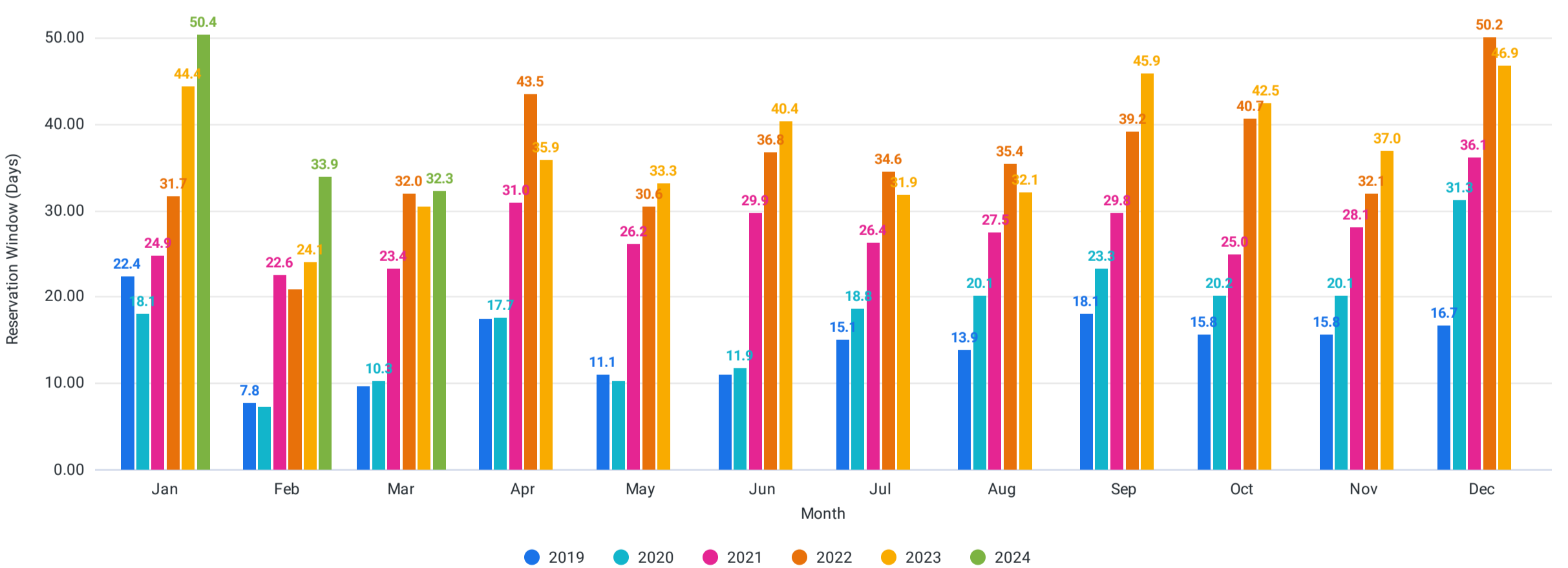
-19%

Average LOS Feb 2024 vs Mar 2024

12%

Average LOS Mar 2023 vs Mar 2024

YoY Average Reservation Window by Month



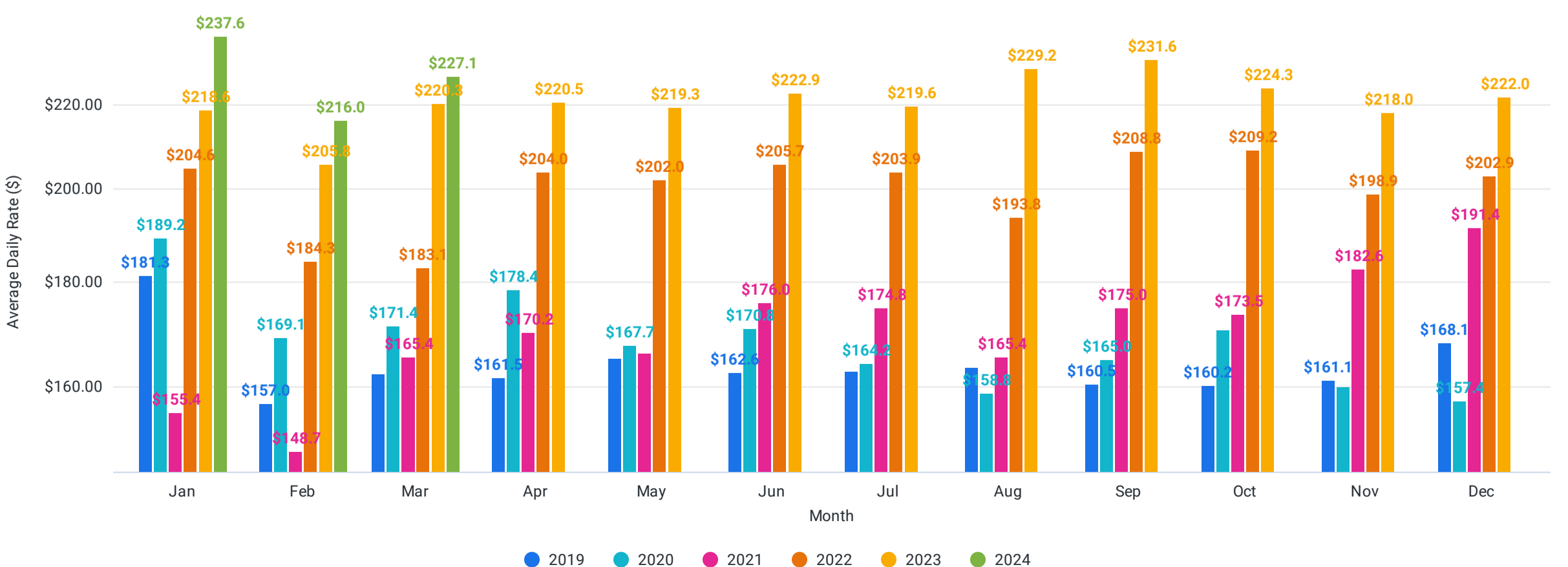
-5%

Average RW Feb 2024 vs Mar 2024

8%

Average RW Mar 2023 vs Mar 2024

YoY Average Daily Rate by Month



5%

ADR Feb 2024 vs Mar 2024

4%

ADR Mar 2023 vs Mar 2024

Future Occupancy Year on Year

Local Government Area is Armidale Regional Council or Glen Innes Severn Shire Council or Gunnedah Shire Council or Gwydir Shire Council or Inverell Shire Council or Liverpool Plains Shire Council or Moree Plains Shire Council or Narrabri Shire Council or Tamworth Regional Council or Tenterfield Shire Council or Uralla Shire Council or Walcha Council



Future Occupancy Year on Year

This future bookings visualisation uses data collected from major OTA platforms and is designed to show how future bookings this year are tracking against the same time, in previous years. For example, when you look at the 17th of June, it shows the current forward bookings for that day and how the bookings looked for that date at the same time in previous years.

<h3>38.64%</h3> <p>Average Future Occ Next 7 Days</p>	<h3>38.42%</h3> <p>Average Future Occ Next 14 Days</p>	<h3>33.17%</h3> <p>Average Future Occ Next 30 Days</p>	<h3>39.94%</h3> <p>Average Future Occ Next 60 Days</p>
---	--	--	--

